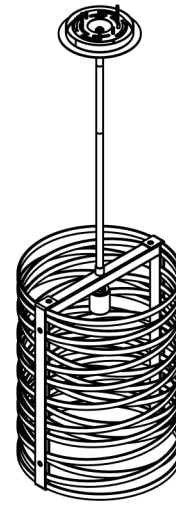
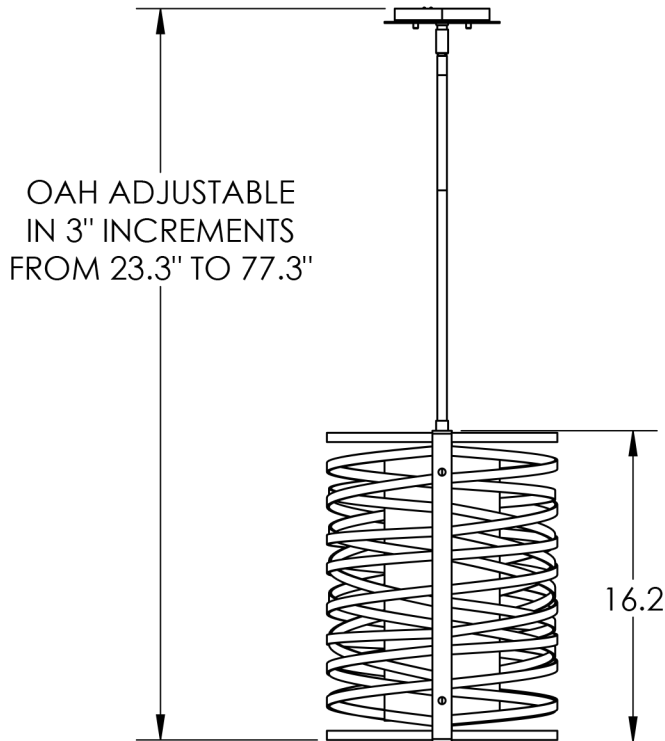
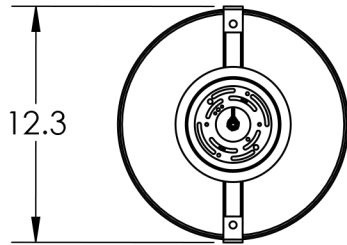


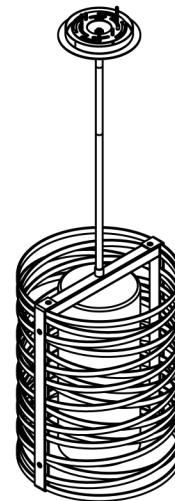
SPECIFICATION DRAWING

Collection: TEMPEST

Product #: LAB0013-16



NO LENS, EXPOSED LAMPING



FROSTED GLASS CYLINDER

ELECTRICAL OPTIONS

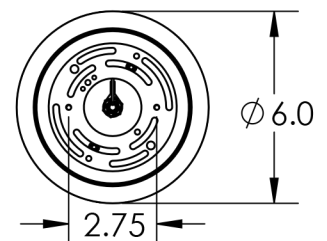
Product #	Electrical Type	Bulb Type	Wattage	Socket Type
LAB0013-16-X-XXX-E2	Incandescent	A19	60	Medium E26
LAB0013-16-X-XXX-G2	Flourescent	CFL/LED RETRO	13	GU-24

Bulbs Not Included

11/11/2016 (A)

Mounting Packet: Y	Electrical Type: SEE TABLE
Approximate lbs.: 10	Bulb Qty: 1 Bulb Type: SEE TABLE
Finish: SEE WEB SITE FOR OPTIONS	Wattage: SEE TABLE Voltage: 120
Top Diffuser: OPEN	Socket Type: SEE TABLE
Bottom Diffuser: OPEN	UL Location: DRY

Mounting Detail



MOUNTS DIRECTLY TO J-BOX